

Student's Worksheet 1  
UNIT 2 Tiger values  
*Looking after a pet*



Complete the drawings and write the words.

*dog bed*

*lead*

*water bowl*

*ball*

*food bowl*

*brush*



\_\_\_\_\_

\_\_\_\_\_

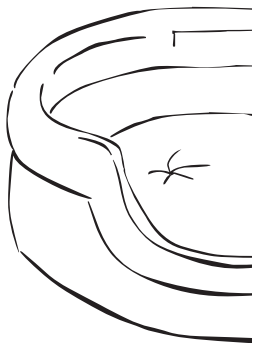
\_\_\_\_\_



\_\_\_\_\_

\_\_\_\_\_

\_\_\_\_\_



\_\_\_\_\_

\_\_\_\_\_

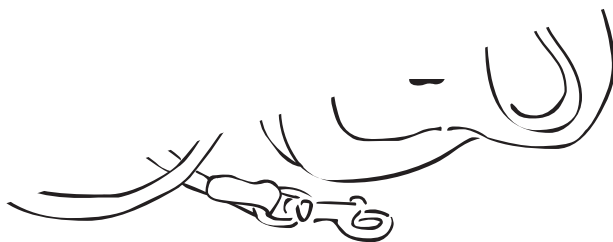
\_\_\_\_\_



\_\_\_\_\_

\_\_\_\_\_

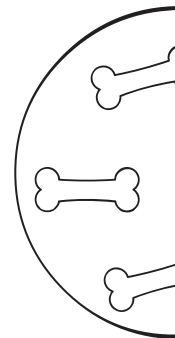
\_\_\_\_\_



\_\_\_\_\_

\_\_\_\_\_

\_\_\_\_\_



\_\_\_\_\_




\_\_\_\_\_

\_\_\_\_\_

**Student's Worksheet 2**  
**UNIT 2 Tiger values**  
**Looking after a pet**



Draw a pet and write about how to look after it.

A large, empty rounded rectangle with a thin black border, intended for the student to draw their own pet.A series of horizontal lines for writing, starting from the top of the page and extending to the bottom.

Student's Worksheet 3  
UNIT 2 **Tiger values**  
*Looking after a pet*



miejsce zgięcia – nie wycinać!!!

